

Faculty Reviews from across the Globe

Excellent book with good demonstration of various topics, price is affordable. All the topics are well covered in easy language.

Dr. K Chaudhari

Prof. HOD K J Somaiya Medical College & Research Centre, Mumbai, Maharashtra

It was a great privilege and honor to meet and share my feelings personally with you during ROGS conference at Ranchi.

We were discussing about your book '**DC Dutta's Textbook of Obstetrics**', I personally consider this book as **Bhagwad Geeta** for Obstetricians. It holds so much of value to me. This book has made life of many Obstetricians very easy as it's a handy book for quick reference. I passed my MBBS and MD (OBGY) exams reading this book. It's new edition still adorns a place of pride in my OPD chamber.

I am sure that this book will enlighten the path of many more budding Obstetricians. Also, I am sure forthcoming editions of this book will continue to keep up with all recent developments in the field.

With Thanks and Warm Regards

Dr. Jyoti Gupta

President BOGS
Bokaro Steel City
Jharkhand

I've received your two books-DC DUTTA's Textbooks of Obstetrics and Bedside clinics from you. After reading the books, I have to say that these are excellent in terms of up-to-date information, colour pictures and sketches, model questions/answers, etc. I always recommend the books to my students of Medical College, Kolkata and others.

Once again, many thanks to you for keeping my name as teachers in the advisory board of the book 'Bedside clinics'.

Wishing you great success

With thanks

Dr. Pallab Mistri

Associate Professor
Calcutta Medical College & Hospital

It gives excellent description of all the basic topics. covers very well normal and abnormal labour, very good figs, photos flow charts, USG images, Illustrations are excellent. Medical disorders & haemorrhages are very well covered, very good text book for MBBS students.

With best compliments Dr. BHALERAO AN

Associate Professor (OBGY)
BJG Medical College Pune

- D C Dutta's Textbook of Obstetrics including Perinatology and Contraception, 8/e edited by Prof. Hiralal Konar and published by Jaypee Brothers medical Publishers (P) Ltd has been updated extensively with the latest knowledge.

- This book is being read by almost all the undergraduates and postgraduates of our Institute and is in the recommended list of textbooks. For the faculty it is being very useful for a quick refresh guide just prior to taking class.

- The book retains the basics and essentials of Obstetrics which every student, nurse and clinician must possess.

- The chapters on diagnosis of pregnancy and The fetus in utero are highly illustrative and registers easily in the minds of the students.

- The chapters on Antenatal Care, Pre-conceptual Counseling and care, and Antenatal Assessment of Fetal Well-Being are highly invaluable in the way they are presented from history taking to technological use in a very methodical and easy to remember way using illustrations and tables.

- The illustrations of the chapters on Fetal Skull and Maternal Pelvis, and Normal labor are well presented that they are very easy to understand, remember and reproduce.

- The chapters on Pharmacotherapeutics in Obstetrics, Population Dynamics and Safe Motherhood are highly informative and very useful to the students as well as to the clinicians.

- The chapters on Newborn and Diseases of the Newborn are very essential for those caring for newborn at birth and were written with absolute care.

- The chapters on Special topics, Imaging in Obstetrics and Practical Obstetrics reveal all the essentials that an Obstetrician must know while caring for any pregnant women complicated or uncomplicated.

- The book is indispensable for both undergraduates and postgraduates and has all the material necessary to give essential Obstetric care and for preparation of university examinations
- It is also very informative for the faculty teaching theoretical and practical aspects of essential Obstetrics.

- I am honored to write comments for this indispensable textbook.

Dr. Paapa Dasari

MD, DGO, FICOG, PDCR
Professor, Dept., of OBS & GYN
Jawaharlal Institute of Postgraduate Education and Research (JIPMER)
Puducherry, India

Always reminds me of my respected teacher Prof. DC Dutta and this book is an Image of his mode of teaching. Further, it has been updated from time to time to uplift the knowledge of students.

Dr. Partha Mukhopadhyay

Prof. & Head
Gyne & Obs Medical College & Hospital
Kolkata

Good book, covered all the topics in best possible way. Excellent from examination point of view.

Dr. Sushil Kumar

Prof. & HOD
MGM Medical college,
Navi Mumbai

This is a comprehensive textbook of obstetrics which includes Perinatology and Contraception. The text is aimed at students, trainees, practising doctors and midwives. It has a comprehensive beginning with basic sciences in Obstetrics, progressing to cover the entire gamut of Obstetrics with a welcome chapter on practical Obstetrics. This chapter outlines the various instruments used in the practice of Obstetrics and the photos and naming are to be commended. The text is superbly illustrated with diagrams, graphs, radiological images, sketches and photographs. It is targeted to students, doctors in training, practicing doctors and midwives.

I feel that as a primary textbook, it is perhaps too comprehensive for students (certainly students in Ireland) and midwives. As a text for doctors in training, it serves as a more advanced text to the standard student textbooks and as a very good summary reviews of obstetric practice. It is therefore of value as a reference text in the on call setting and as a very good summary review for the Membership exam in Obstetrics for the Royal College of Physicians of Ireland (MRCPI).

As a Postgraduate textbook the lack of references limits its appeal. It is a pleasure to read and the illustrations and photographs are superb. The interactive DVD-ROM is great. Overall, this is a welcome addition to textbooks in Obstetrics and is to be recommended for the top students and for Doctors in training.

Dr. Michael P O'Connell

MB BCH BAO, MSc, MD, FRCPI, FRCOG, DCH
Diploma in Research Method
Consultant Obstetrics & Gynecology, Coombe Women's and Infant's University, Hospital, Dublin

DC Dutta's Textbook of Obstetrics Including Perinatology and Contraception

It was a pleasure to meet you last month during your trip to Dublin to observe the MRCPI in Obstetrics and Gynecology. I hope that the visit was enjoyable and that you gained an insight into the OSCE and Clinical Examinations.

I was particularly grateful for your gift of your two textbooks on obstetrics & Gynecology. These are indeed formidable works and beautifully illustrated to complement the written text. I presume that they are aimed at undergraduates/early postgraduate students and as such seen eminently suitable. They go into more detail as regards abnormalities than our students at that stage would require but are probably very suitable for Indian readers.

You asked me for criticisms of the contents but I can reassure that they are comprehensive texts and I would not presume to amend them. I wish you well with the sale of the textbooks and of course hope to see you in the future.

Yours sincerely

Dr. Colm O'Herlihy

Professor of Obstetrics and Gynaecology
UCD School of Medicine & Medical Science,
National Maternity Hospital, Dublin

The Journal of Obstetrics and Gynecology India
August 2016 66(4) 303-304
DOI 10.1007/s 3224-016-0848-4

This book "DC Dutta's textbook of obstetrics" like its previous edition is a sound textbook for undergraduate students, postgraduate practicing obstetricians and midwives.

The format is simple readable and easy to understand. This edition is updated and includes a lot of information about recent advances. The chapters on Foetal Physiology, Pre-conceptual Counseling, Prenatal Genetic Counseling Screening and Diagnosis are Comprehensive. In most obstetrics conditions, international guidelines like those of RCOG ACOG, WHO, FIGO, NICHD CDC and NICE are mentioned. In "Special Topics" two topics which are very important in managing a patient intrapartum monitoring obstetric shock are well covered. Also issues like Critical Care Obstetrics, legal and Ethical Issues, Audit in Obstetrics and imaging to Obstetrics, which an undergraduate students often neglects but are so important today are discussed.

There is a separate mention of the PC & PNDDT Act which every obstetrician must be well versed with. Cord blood banking has also been dealt with.

Chapter on "Practical Obstetrics" cover several instruments, specimen, imaging studies and for self-study, there are questions having objective structured clinical examination (OSCE) format which greatly helps Students in their examinations. The DVD that is additionally provided on LSCS which is with explanations in writing about the various step helps in understanding the most commonly performed obstetrics procedure.

Dr. Asha Dalal
Professor and Head of Department TN Medical College & The BYL Nair Hospital, Mumbai

DC Dutta's Textbook of Obstetrics by Prof. Hiralal Konar is an evidence-based student friendly textbook. It is concise, very informative, both clinical and Practical for post graduate and graduate students.

Prabodh Sorang




Assistant Professor
Calcutta Medical College & Hospital
Kolkata

From the time the first edition in 1983, this book has made systematic improvements in consonance with the progress of knowledge in the field of obstetrics.

This 8th edition is remarkable highlighting the key information, updating adequately all the chapters. Moreover addition of new topics e.g. Prenatal Genetic Counselling and Diagnosis, Critical Care in Obstetrics, Stem Cells and Therapy in Obstetrics are highly relevant in modern obstetric practice. Overall, this book has always been a bible to majority of undergraduate students and many postgraduates. This edition has largely lived up to that expectation.

Dr. Himadri Bal

Professor
Dr DY Patil Medical College
Pune



Other Popular Books by Dr. (Prof) Hiralal Konar



JAYPEE BROTHERS MEDICAL PUBLISHERS (P) LTD.

4838/24, Ansari Road, Daryaganj, New Delhi - 110 002, India, Phone: +91 11 43574357, Fax: +91 11 43574314 | www.jaypeebrothers.com

Branches

- Ahmedabad Ph. +91-79-26926233
- Belgaum Ph. +91-831-4203092
- Bengaluru Ph. +91-80-22285971
- Chandigarh Ph. +91-172-4017089
- Chennai Ph. +91-44-28193265
- Coimbatore Ph. +91-422-2578800
- Delhi Ph. +91-422-4373208
- Guwahati Ph. +91-11-23227203
- Hyderabad Ph. +91-361-2469968
- Indore Ph. +91-40-66610020
- Kochi Ph. 07316999929
- Kolkata Ph. +91-484-4036109
- Lucknow Ph. +91-33-22651926
- Mangalore Ph. +91-522-3293847
- Mumbai Ph. +91-824-3193999

e-mail: ahmedabad@jaypeebrothers.com
e-mail: belgaum@jaypeebrothers.com
e-mail: bengaluru@jaypeebrothers.com
e-mail: jaypeechandigarh@jaypeebrothers.com
e-mail: chennai@jaypeebrothers.com
e-mail: coimbatore@jaypeebrothers.com
e-mail: guwahati@jaypeebrothers.com
e-mail: hyderabad@jaypeebrothers.com
e-mail: spindore2016@gmail.com
e-mail: kochi@jaypeebrothers.com
e-mail: kolkata@jaypeebrothers.com
e-mail: lucknow@jaypeebrothers.com
e-mail: mangalore@jaypeebrothers.com

- Mumbai Ph. +91-22-24124863
- Nagpur Ph. +91-712-3245220
- Patna Ph. +91-612-2302222
- Pondicherry Ph. +91-984-0366093
- Pune Ph. +91-413-4500021
- Trivandrum Ph. +91-20-26051088
- Vijayawada Ph. +91-989-5627141
- Ph. +0471-4017711
- Ph. +91-866-6654845

Overseas Offices

- London Ph. +44-2031708910
- Philadelphia Ph. +1267-5199789
- Panama Ph. +1507-301-0499
- Kathmandu Ph. +00977-9841528578
- Dhaka Ph. +00801912003485

e-mail: mumbai@jaypeebrothers.com
e-mail: nagpur@jaypeebrothers.com
e-mail: patna@jaypeebrothers.com
e-mail: pondicherry@jaypeebrothers.com
e-mail: navajpakkam.murali@gmail.com
e-mail: pune@jaypeebrothers.com
e-mail: trivandrum@jaypeebrothers.com
e-mail: srunc2007@gmail.com
e-mail: vijayawada@jaypeebrothers.com

e-mail: info@jpmcdpub.com
e-mail: jpmcdpub@gmail.com
e-mail: cservice@jpmcdpub.com
e-mail: kathmandu@jaypeebrothers.com
e-mail: dhaka@jaypeebrothers.com



linkedin.com/in/jaypeebrothers



facebook.com/JaypeeMedicalPublishers



twitter.com/JaypeeMedPub



amazon.in Rating

DC Dutta's Textbook of

Obstetrics

Including
Perinatology and Contraception

8th Edition

Hiralal Konar

(Hons; Gold Medalist)

MBBS (CaL) MD (PGI) DNB (India)

MNAMS FACS (USA) FRCOG (London)



Includes an Interactive DVD-ROM
demonstrating Lower Segment
Cesarean Section

Full Color | Soft Cover | 8/e, 2015

7.25" x 9.5" | 798 pp | 9789351527237

Relevant video clips available at

www.dcdutta.com | www.hiralalkonar.com

161 Photographs | 500 Diagrams

New To This Edition

- Fully revised and updated new edition
- Comprehensive and highly illustrated textbook.
- The book spans 42 chapters, incorporating new material and the latest advances in the field of obstetrics.
- A new chapter 'Prenatal Genetic Counseling, Screening and Diagnosis' has been added in this edition.
- Key Points are given at the end of every chapter, highlighting essential information for quick review.
- Questions have been formulated at the end of every chapter for self-evaluation of the related topic.
- Enriched with numerous colored boxes, tables, flowcharts, line drawings, MR images, ultrasonograms, skiagrams, microphotographs, data graphs and laparoscopic images.

- Chapter 42 on Practical Obstetrics is enhanced with high-quality colored illustrations and self assessment questionnaire for the improvement of clinical and practical competence of the students.
- Standardized headings (must know areas) has been highlighted with color codes for quick pick-up, comfortable reading and easy reproduction.
- Covers a list of abbreviations, updated reviews, relevant websites.
- Includes latest guidelines from different professional and academic organisations including RCOG, ACOG, WHO, FIGO, NICHD, CDC, NICE, ICOG and DIPSI, making this an authoritative guide to the field of obstetrics.

Indispensable for

Medical students | Trainee residents | Postgraduate aspirants | Ayurvedic, Homeopathic and Nursing students

For questions & answers discussion, please write to h.kondr@gmail.com

Table of Contents

1. Anatomy of female reproductive organs
2. Fundamentals of reproduction
3. The placenta and fetal membranes
4. The fetus
5. Physiological changes during pregnancy
6. Endocrinology in relation to reproduction
7. Diagnosis of pregnancy
8. The fetus-in-utero
9. Fetal skull and maternal pelvis
10. Antenatal care, preconceptional counseling and care
11. Antenatal assessment of fetal well being
12. Prenatal genetic counseling, screening and diagnosis
13. Normal labor
14. Normal puerperium
15. Vomiting in pregnancy
16. Hemorrhage in early pregnancy
17. Multiple pregnancy, amniotic fluid disorders, abnormalities of placenta and cord
18. Hypertensive disorders in pregnancy
19. Antepartum hemorrhage
20. Medical and surgical illness complicating pregnancy
21. Gynecological disorders in pregnancy
22. Preterm labor, preterm rupture of the membranes, postmaturity, intrauterine fetal death
23. Complicated pregnancy
24. Contracted pelvis
25. Abnormal uterine action
26. Complicated labor: malposition, malpresentation and cord prolapse
27. Prolonged labor, obstructed labor, dystocia caused by fetal anomalies
28. Complications of the third stage of labor
29. Injuries to the birth canal
30. Abnormalities of the puerperium
31. The term newborn infant
32. Low birth weight baby
33. Disease of the fetus and the newborn
34. Pharmacotherapeutics in obstetrics
35. Induction of labor
36. Population dynamics and control of conception
37. Operative obstetrics
38. Safe motherhood, epidemiology of obstetrics
39. Special topics in obstetrics
40. Current topics in obstetrics
41. Imaging in obstetrics (USG, MRI, CT, RADIOLOGY), amniocentesis and guides to clinical tests
42. Practical obstetrics

Sample Pages

Chapter 12
Prenatal Genetic Counseling, Screening and Diagnosis

A new chapter 'Prenatal Genetic Counseling, Screening and Diagnosis' (chapter 12) has been introduced under the current edition.

Genetic Counseling Nearly 1% of newborns have major congenital anomaly. Usually genetic factors are responsible. Chromosomal abnormalities are observed in majority of all these cases (more than 90% of all children). The different etiologic factors for fetal malformations are: Chromosomal abnormalities (more or less frequent)

RHYTHM METHOD
This is the only method approved by the Roman Catholic Church. The method is based on identification of the fertile period of a cycle and to abstain from sexual intercourse during that period. This requires partner's cooperation. The methods to determine the approximate time of ovulation and the fertile period include — (a) recording of previous menstrual cycles (calendar rhythm), (b) noting the basal body temperature chart (temperature rhythm), and (c) noting excessive mucoid vaginal discharge (mucus rhythm). The users of the calendar method obtain the period of abstinence from calculations based on the previous twelve menstrual cycle records. The first unsafe day is obtained by subtracting 20 days from the length of the shortest cycle and last unsafe day by deducting 10 days from the longest cycle. Users of temperature rhythm require abstinence until the 3rd day of the rise of temperature. Users of mucus rhythm require abstinence on 4 days of noticeable mucus and for 3 days thereafter.

Core Knowledge (must-know areas) have been highlighted with Color Codes for quick pick-up, comfortable reading and easy reproduction.

Chapter 42
Practical Obstetrics

'Practical Obstetrics' (chapter 24) can be termed as 'A Mini Textbook cum Colour Atlas in Obstetrics', as it is enriched with high quality colored illustrations and self-assessment questionnaire for the improvement of clinical and practical competence of the students.

INSTRUMENTS - SPECIFIC
Fig. 42.1: CIRCULAR THAMMAM
Circular tamponade is used to control bleeding from the site of a cesarean section. It is made by rolling three layers of gauze into a tube 10 cm long and 2 cm wide.

Fig. 42.46
Current length (L) of a fetus at 32-37 weeks with the placenta anterior, fund, head down, vertex and the lower limb (L) are seen. Measurement of the umbilical cord is also shown.

Fig. 42.47 UNIPARTUR TUBAL ECOTIC PREGNANCY
Laparoscopic (gonioscopic) view of an unipartur tubal ectopic pregnancy. Ectopic pregnancy is seen at the region of ampulla of the tube (A).

PROCESsing OF INSTRUMENTS
A. Disinfection is done by any one of the methods. Instrumenting instruments in (1) boiling water for 20 minutes, (2) 2% glutaraldehyde solution for 20 minutes, or (3) 10% formalin solution for 20 minutes (10% of chlorhexidine is made by adding 3 teaspoons (15 g) of bleaching powder to one liter of water).

Chapter 41
Imaging in Obstetrics, Amniocentesis and Guides to Clinical Tests

THIRD TRIMESTER ULTRASONOGRAPHY
A. Fetal assessment: Fetal growth, fetal position, fetal presentation, fetal anomalies, placental position, placental maturity, placental blood flow, amniotic fluid volume, and fetal lung maturity.

MAGNETIC RESONANCE IMAGING (MRI) AND COMPUTED TOMOGRAPHY (CT) IN OBSTETRICS
MRI is useful in cases where USG cannot provide adequate information. It is particularly useful in cases of fetal malformations, placental anomalies, and fetal lung maturity.

Fig. 41.2: Echogram showing femur length

Fig. 41.3: Biparietal diameter at the level of caesium septum pellucidum

Fig. 41.4: Axial CT scan through the abdomen of a patient with a large abdominal mass. The mass is seen to be arising from the retroperitoneum and displacing the bowel loops anteriorly.

Chapter 40
Current Topics in Obstetrics

All medical advances in the field of Obstetrics are added, like Day Care Obstetrics, Audit in Obstetrics, and Stem Cells in Obstetrics in the chapter 'Current Topics in Obstetrics'.

Stem Cells and Therapies in Obstetrics
Reproductive tissues are the important source of stem cells (progenitor cells). Stem cells have the potential to be used in the field of regenerative medicine. A stem cell has the ability to renew (reproduce) itself for long periods.

Potentials for the use of stem cells in Regenerative Medicine
1. Treatment of inherited genetic disorders
2. Treatment of hematological diseases.

Properties of Stem Cells
a. Ability to self-renew (undergoing numerous cell divisions) maintaining the undifferentiated state.
b. Multipotency: Capacity of differentiating into a mature cell type.

ANTIBIOTIC PROPHYLAXIS
Prophylactic use of antibiotics effectively and the neonate. Postoperative morbidity and mortality can be significantly reduced by the use of antibiotics. The use of antibiotics should be based on the evidence of infection and the antibiotic should be chosen on the basis of the site of infection and the antibiotic should be given before the start of surgery. The use of antibiotics should be discontinued as soon as possible (ACSC). This avoids antibiotic exposure. Generally antibiotics with the 1.5-g or 3-g amoxicillin (1.2-g/1.5-g doses are to be given. This is given before the skin incision. The antibiotic should be administered within 30 minutes of the start of the cesarean delivery. It is not possible to do so in all cases. In such cases, the antibiotic should be given after the start of surgery. Bacteriology pattern and antibiotic sensitivity need to be monitored regularly by the laboratory. Antibiotic prophylaxis has no deleterious effects on the mother or the neonate.

DAY CARE OBSTETRICS
It is designed to provide inpatient care to a pregnant woman, on an outpatient basis throughout the day. It is a new concept. This is similar to today's care surgery, as done for minor operations.

DEVELOPMENT OF A DAY CARE UNIT: Significant number of antenatal inpatient load is due to pregnancies complicated by hypertension. Objective is to avoid any complication. When such a patient is seen in the day care unit, repeated blood pressure measurement is done. Examination of urine for protein, blood for uric acid and platelets, and LFT are also done. Fetal well-being is assessed by clinical examination and also with cardiograph and ultrasonography for liquor volume and fetal weight. It is done accordingly.

DEVELOPMENT OF A DAY CARE UNIT: Significant number of antenatal inpatient load is due to pregnancies complicated by hypertension. Objective is to provide rest, risk assessment and treatment to avoid any complication. When such a patient is seen in the day care unit, repeated blood pressure measurement is done. Examination of urine for protein, blood for uric acid and platelets, and LFT are also done. Fetal well-being is assessed by clinical examination and also with cardiograph and ultrasonography for liquor volume and fetal weight. It is done accordingly.

Summary Boxes, Key Points highlighting essential information and Questions are given at the end of each chapter that allow the readers to assess their own understanding.

Author Says:
The book is written in a point-to-point, step-wise pattern to help students preparing for MBBS examination. This is a concise core text with adequate emphasis on practical and operative obstetrics and also viva voce. It covers the entire field of surgery with particular emphasis on those chapters which are required for examinations by both undergraduate and postgraduate students.

KEY POINTS
1. Pregnancy is a physiologic event. Most pregnancies are normal.
2. Risk assessment, early detection of risk factors and management, health education, advocacy, all are the key elements of prenatal care.
3. Preconceptional care and supplementation (1 mg) should be given to all women planning pregnancy from 4 weeks before until the conception of the fetus.
4. Obstetrical examination (history, physical, pelvic, and obstetrical) should be done at every 4 weeks until 36 weeks of pregnancy. Women should be monitored for symptoms until 36 weeks of pregnancy.
5. Women should be done prenatal care. Heavy weight lifting or excessive physical activity should be avoided.
6. Antenatal care is a continuous process and preventive health care. Subsequent visits are done to assess maternal and fetal well-being (Fig. 41.1). Last visit is done to prepare for delivery (Fig. 41.2).

QUESTIONS
1. Define antenatal care? What are the aims and objectives of antenatal care? (p. 106)
2. Mention the different investigations done during antenatal care? (p. 110)
3. Discuss in brief the preconception counseling and care? (p. 116)

Faculty Reviews from across the Globe

St George's University of London
Medicine, Biomedical Sciences, Health and Social Care Science

Cranmer Terrace
London SW17 0RE
Switchboard
+44 (0)20 8672 9944
Direct
+44 (0)20 9725 5959
www.sgul.ac.uk

Sir Sabaratnam Arulkumar PhD DSc FRCG FRCOG
Professor Emeritus of Obstetrics & Gynaecology
First Corridor / First Floor Jenner Wing

Dear Hirala,

Thank you for arranging a copy of this excellent book 'DC Dutta's textbook of Obstetrics'. This comprehensive textbook with 42 chapters covers from A to Z of what one should know in Obstetrics. Starting from basic anatomy and physiology it covers the entire spectrum of medical and obstetric disorders. Special attention is paid for topics of importance in the peripartum period. The chapters are easy to navigate and read due to the headings and subheadings. This is further made simple by easy to assimilate tables, care pathways, suitable illustrations and pictures. This is a classic textbook in Obstetrics and I would highly recommend it for undergraduates and postgraduates.

Yours sincerely,
S. Arulkumar

Sir Sabaratnam Arulkumar
27th August 2015

Association of Doctors FOGSI Frenzy
Highlights of the discussion amongst medical students as regard to the books to be read in Obstetrics and Gynecology

- Q. Which book(s) should we read in Obstetrics and Gynecology?**
Ans: One must read Rumac, Williams, Coustan, Barakat and few others for complete knowledge, without studying these medical learning is incomplete.
- Q. What most of the students do?**
Ans: I studied Dutta's Obstetrics and Gynecology only throughout my course. These are the two must read. But whenever you quote, say all the big western books to keep you high and to create a halo around you.
- Q. What is your opinion? (to another senior)**
Ans: In the beginning you will roam around with so many international books. But at the end you land up with Dutta's Obst & Gyn to save your face and life.
- Q. What should we do then?**
Ans: Very simple. Borrow western books from the library to show others in beginning. Surely you will be frustrated and confused. Read Hanuman Chalisa, then for the peace. Finally read Dutta's Obst and Dutta's Gyne to cross the sea.
- Participating members/doctors:**
Santosh Kirloskar
Dr. Inees Chiriyankandath
Rajesh Choudhury
Rashmi Varshnay Gupta & others